



HOST A LOVE NOTE EVENT!

TOOLKIT FOR FUNDRAISING

POST  T L  VE



WELCOME!

We're thrilled that you've decided to join our mission of spreading joy, love, and positivity by hosting a Love Note Event with Post It Love. Gather your friends, family, or corporate team for a fun group experience handcrafting heartfelt, uplifting messages together on decorative notes for elementary school students. Let creativity flow as you design and personalize notes as a team.

At Post It Love, we believe in the power of words and art to uplift, encourage, and inspire young minds. Your thoughtfully crafted group notes will create a ripple effect of kindness, touching students' hearts and reminding them of their immense worth and potential.

In this toolkit, you'll find:

- Templates for event emails, social posts, and thank you messages
- A guide on using Givebuttr for donations supporting your Love Note Event
- Tips for setting a fundraising goal and storytelling
- Social media resources with images and captions

Rally your loved ones, colleagues, or corporate crew for this meaningful community event. Their participation and donations will fuel your creative efforts, uplifting students through decorative group notes.

Thank you for hosting this incredible movement. Together through unity and kindness, you can brighten the world for young students.





TABLE OF CONTENT

Get Started

Checklist

Setting Your Page

Setting Your Goal

Using Givebutter

Setting Up

Collecting Donations

Tracking Progress

Spreading the Word

Email Template

Social Media Resources

Writing Post It Love Notes

How to Guide

Note Example

Wrapping Up

Mail In Notes

Thank You Message Templates

Contact

GETTING STARTED

Excited to spread love and positivity through a Love Note Event? You can start this heartfelt, creative mission right away! We've made the process easy, so you can focus on the meaningful task of handcrafting uplifting, decorative notes with your group for elementary school students. Our toolkit is packed with resources to help you rally participants and gain momentum. You'll find email templates, social media captions, and printable flyers – everything you need to inspire your community to join your Love Note Event. Whether you're gathering art enthusiasts or those new to creative note-making, Post It Love makes it simple to start making an impact through collaborative designs. So, let's get ready to unleash your group's artistic spirit, creating vibrant messages filled with heartfelt words, doodles, and decorations to inspire young minds and spread boundless joy through personalized Post It Love Notes!



CHECKLIST

GET STARTED

- Set a fundraising goal for your Love Note Event
- Create a personalized fundraising page on Givebutter
- Share your story and why hosting a creative note-making event matters to you
- Choose impactful images and videos

USING GIVEBUTTER

- Familiarize yourself with the Givebutter platform

RALLY PARTICIPANTS

- Spread the word about your Love Note Event
- Customize the provided email templates
- Utilize the social media resources (captions and images)
- Print and distribute flyers about your group event

LOVE NOTE CREATION

- Gather art supplies (Post-its, pens, markers, stickers, etc.)
- Set up crafting station(s) for your group
- Capture the collaborative making process

WRAPPING UP

- Customize the provided thank you message templates
- Send in your group's decorative Love Notes to Post It Love
- Celebrate your incredible community creativity and impact!

Creating Your Fundraising Page on Givebutter

1. Go to Fundraising Page: <https://givebutter.com/Ujo5Pr>

The screenshot shows a fundraising page for 'Host A Love Note Event' organized by Post It Love. The page features a grid of colorful, handwritten notes on the left. On the right, there is a 'Donate' button, a 'Share Fundraiser' button, and a 'New Campaign Update' section. The update section includes a sun icon, the text 'This campaign was created March 15th, 2024', and a 'Be the first supporter' button. Below the update section are 'Love', 'Comment', and 'Share' icons. At the bottom, there is a 'Team Leaderboard' section with a 'Join a Team' button and a 'Powered by Givebutter' logo.

2. To create a fundraising team page for your Love Note Event, select "Start a Team" when creating your new fundraiser. This will allow all participants attending your event to join your team page.

Invite friends, family members, colleagues, or corporate groups to "Join Your Team" for the collaborative note-making experience. Having one central team page makes it easy to combine your creative efforts and fundraise together as a united front.

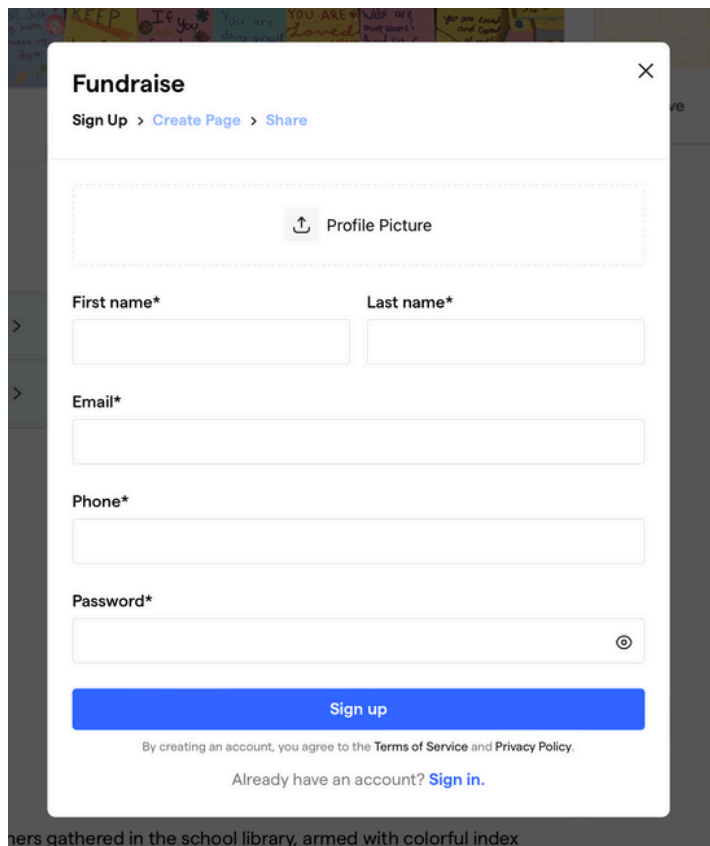
Encourage everyone involved in your Love Note Event to join your team page. That way, all donations raised will support the collective group's mission to craft heartfelt, uplifting notes for elementary students.

This screenshot shows a different view of the fundraising page. It displays the 'Team Leaderboard' section with a 'Join a Team' button. Below it, the 'Team Members' section is visible, showing a member profile for 'KB' (Kelsey) with a '\$0' amount and '0 Supporters'. A 'Fundraise' button is circled in pink. The top right corner shows a 'Donate' button and a 'Be the first supporter' button. The bottom right corner has 'Love', 'Comment', and 'Share' icons. The page also shows a progress bar for '\$0' out of a '\$50,000 goal' and a 'Live Display' button.

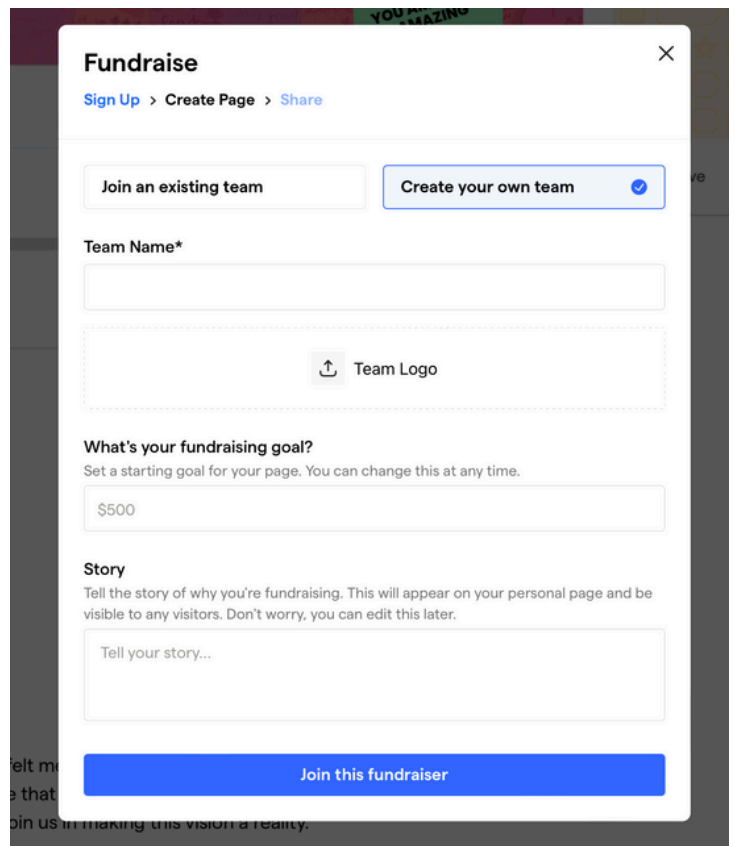
Personalizing Your Fundraising Page

1. Click on "Create your own team" to start personalizing your fundraising page.
2. Share Your Story: Use this space to tell others why Post It Love is important to you and what motivated you to get involved. Your personal connection to the cause will inspire others to join and support your fundraiser.
3. Upload a Photo: Add a personal touch to your page by uploading a photo that represents you or the Post It Love mission. This will help your supporters feel more connected to your cause.
4. Set Your Goal: Input the fundraising goal you determined earlier. Givebutter will automatically track your progress and display it on your page, keeping your supporters updated on how close you are to reaching your target.

Remember, your fundraising page is a reflection of your commitment to spreading love and positivity. Take the time to craft a compelling story and choose visuals that showcase the impact of your efforts. By personalizing your page, you'll create a stronger connection with your supporters and inspire them to join you in making a difference through Post It Love.



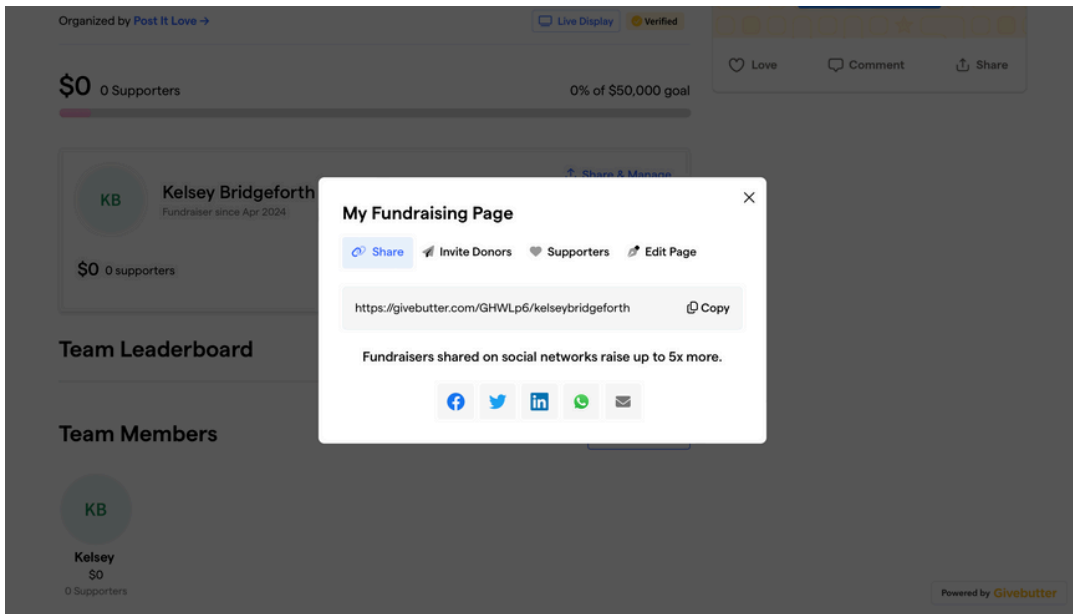
The screenshot shows a 'Fundraise' sign-up form. At the top, it says 'Fundraise' with a close button (X) and a breadcrumb trail: 'Sign Up > Create Page > Share'. Below this is a 'Profile Picture' upload area with an upload icon. The form contains several input fields: 'First name*' and 'Last name*' (two separate boxes), 'Email*', 'Phone*', and 'Password*' (with a visibility toggle). A blue 'Sign up' button is at the bottom. Below the button, there is a small text line: 'By creating an account, you agree to the Terms of Service and Privacy Policy.' and a link: 'Already have an account? Sign in.'



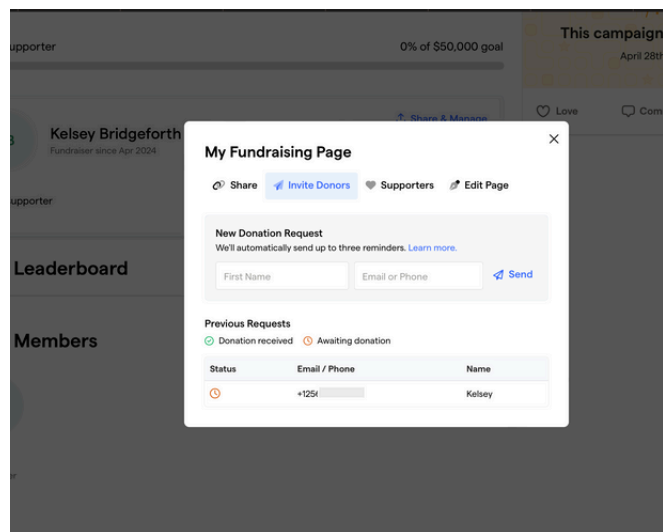
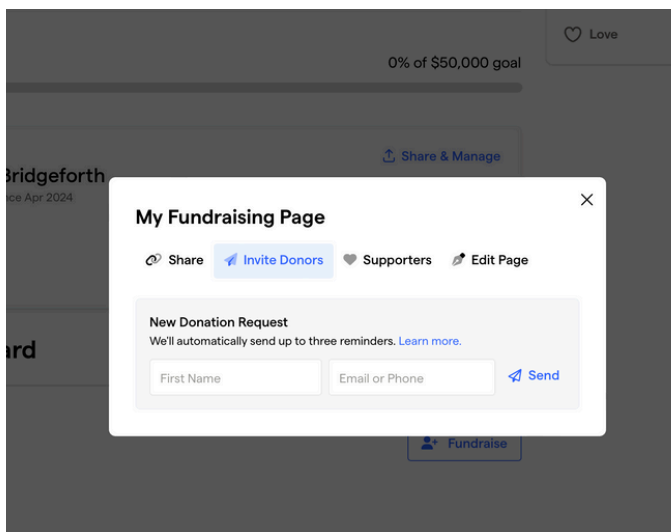
The screenshot shows a 'Fundraise' team creation form. At the top, it says 'Fundraise' with a close button (X) and a breadcrumb trail: 'Sign Up > Create Page > Share'. Below this are two buttons: 'Join an existing team' and 'Create your own team' (which is selected with a blue checkmark). The form includes a 'Team Name*' input field, a 'Team Logo' upload area, and a 'What's your fundraising goal?' section with a text input field containing '\$500'. Below that is a 'Story' section with a text area for 'Tell your story...'. A blue 'Join this fundraiser' button is at the bottom.

USING GIVEBUTTER

1. To edit your campaign page, go to "Share & Manage" by your name. From there you can share your page, invite donors, view supporters, and make changes.

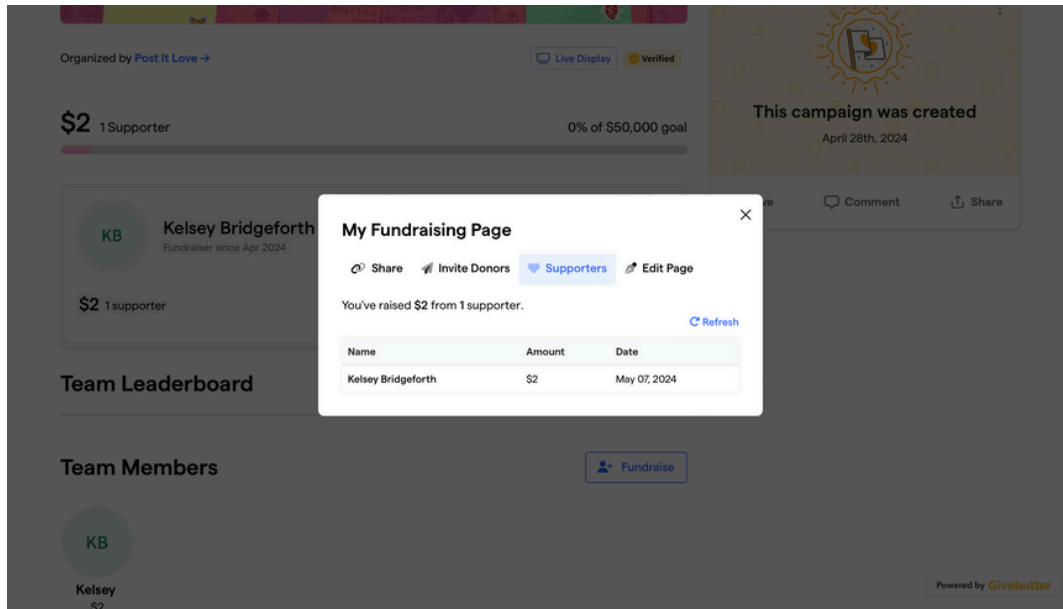


2. Use "Invite Donors" to quickly reach out to supporters. Just enter their name and phone number or email, and they'll receive a personalized invitation to contribute to your Post It Love fundraiser. You can track who has responded or not yet taken action.

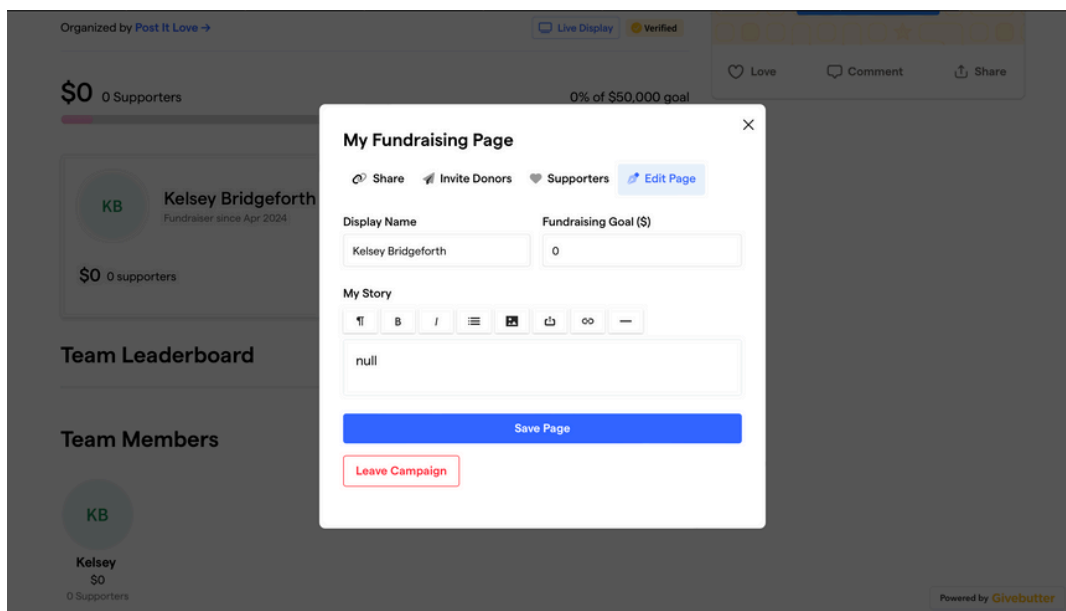


USING GIVEBUTTER

3. The Supporters tab shows your total funds raised and supporter count. It also lists the names of all your donors, which is useful for sending thank-you messages later!

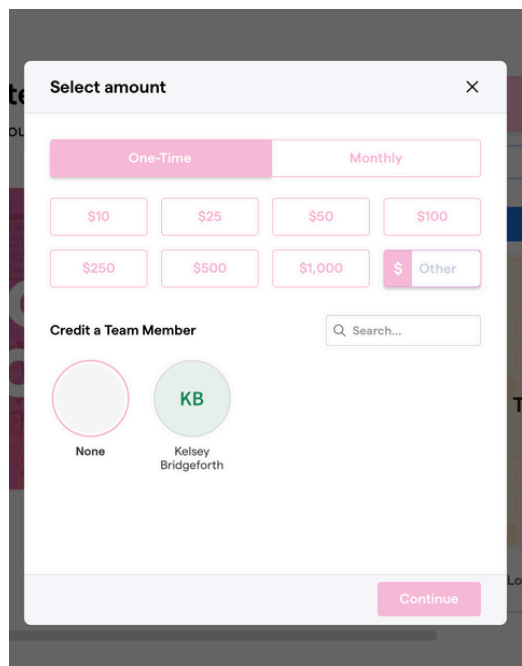


4. Personalize your fundraising page by setting a goal, updating your display name to one your supporters will recognize, and sharing your story. Add photos, videos, and compelling details to showcase your campaign and engage potential donors.

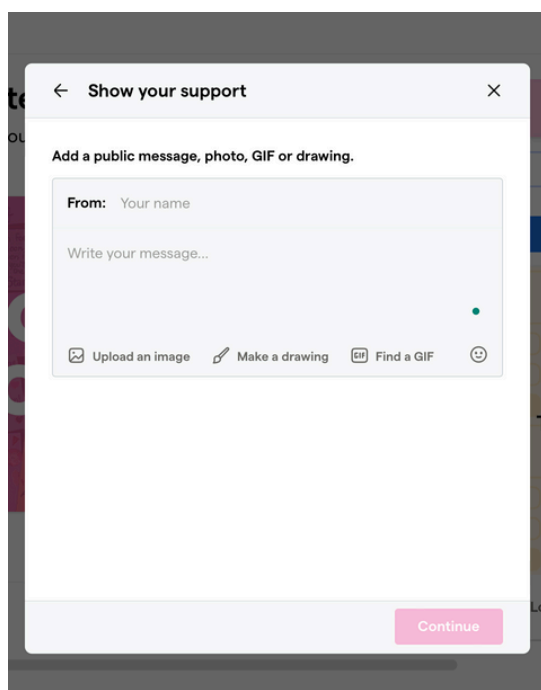


USING GIVEBUTTER – What Your Supporters See

1. Remind supporters to search for your name when donating to ensure their contribution is credited to you and your team.

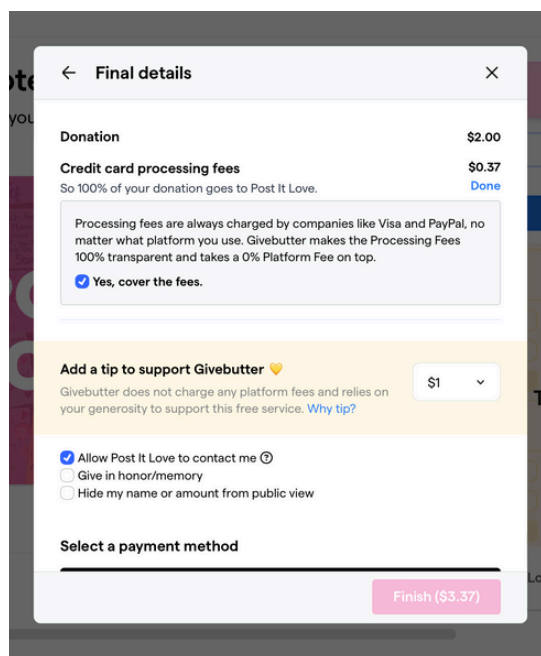


2. Encourage supporters to leave public messages on your fundraising page. These visible notes on the left side of the thread are a great way to highlight your campaign and attract more donations.

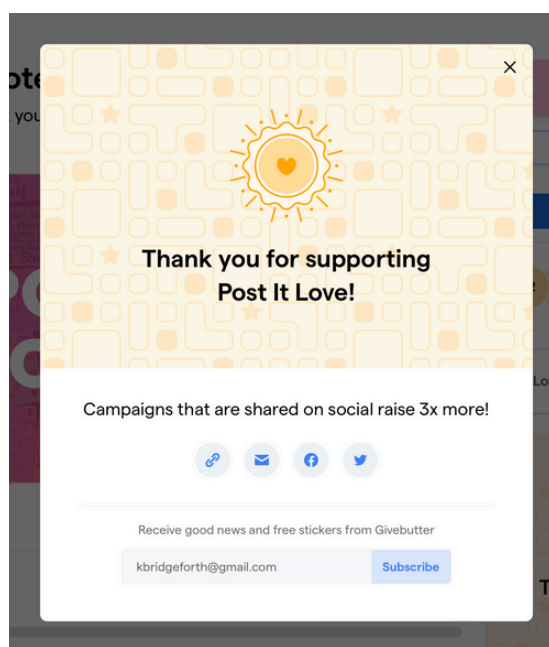


USING GIVEBUTTER – What Your Supporters See

3. Your supporters can choose to cover the credit card processing fees and tip Givebutter. However, both of these options are optional and can be turned off.

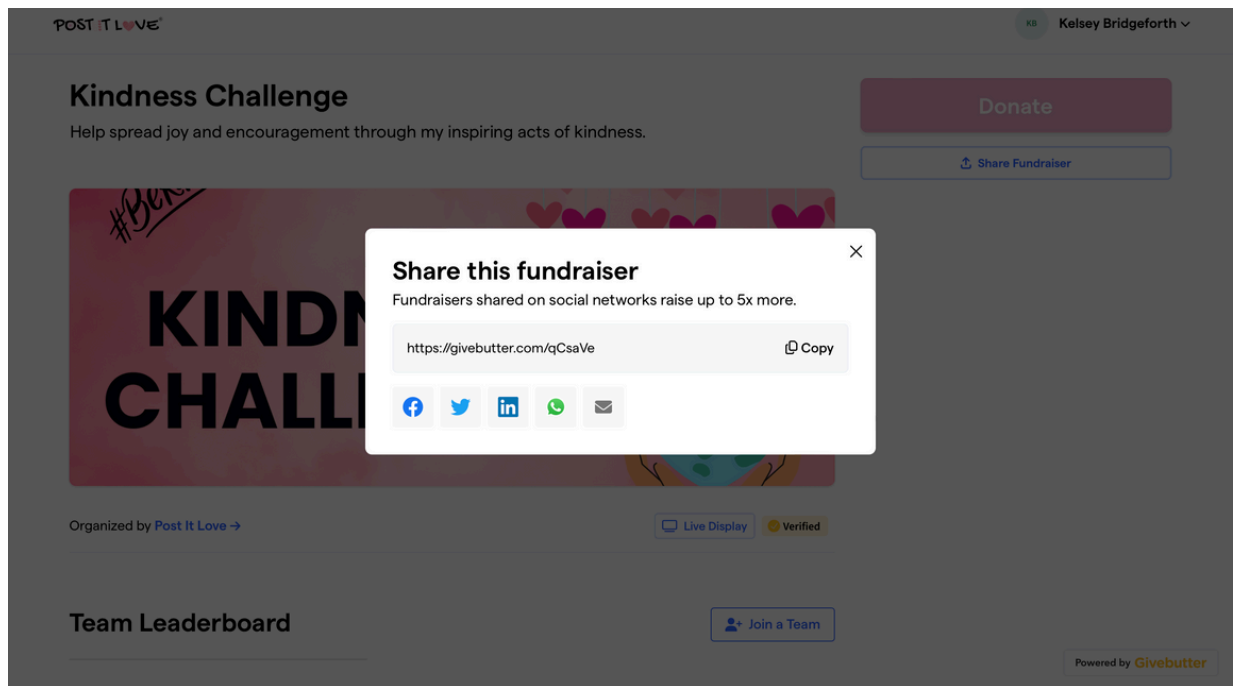


4. Encourage supporters to share their contributions on social media. Campaigns shared socially raise 3 times more.



SPREAD THE WORD

Givebutter simplifies sharing your writing notes event. Copy the provided link and share it on Facebook, LinkedIn, WhatsApp, or via email. While Givebutter offers a template, you can also use other templates.



SPREAD THE WORD

SOLICITATION – HELP ME REACH MY GOAL (TEMPLATE)

Hi (Name),

I'm excited to host a fun and meaningful Love Note Event with Post It Love. I'll be gathering a group to handcraft heartfelt, uplifting notes filled with creativity and kindness for elementary school students. As someone who [personal connection, e.g. values bringing people together, believes in enhancing children's lives, etc.], I'm passionate about using this collaborative experience to make a positive impact.

During our Love Note Event, we'll pour our artistic energy into designing vibrant, decorative notes with drawings, doodles, and inspiring messages. I hope these uniquely personalized notes will boost students' self-esteem, motivate them, and create lasting joyful memories. I've set an ambitious fundraising goal of [fundraising goal] to support our creative community event.

Will you help me reach this goal? Every contribution, no matter the amount, will directly fund the supplies and resources needed for our group to craft uplifting notes together. To donate, simply click the link to our fundraising page: [link to your Givebutter page]

Thank you for considering supporting this meaningful event. Together, we can spread kindness and positivity to young minds through the power of art, unity and the written word.

Sincerely,
(Your Name)

SPREAD THE WORD

INVITATION - JOIN ME AT MY LOVE NOTE EVENT (TEMPLATE)

Dear [Name],

I'm hosting a creative and uplifting Love Note Event with Post It Love, and I'd be honored if you could join us! We'll be coming together as a community to handcraft heartfelt, decorative notes filled with kindness for elementary school students.

During this fun group experience, we'll tap into our artistic spirits to design vibrant notes with drawings, doodles, puns, and inspiring messages. Our personalized creations will boost students' self-esteem and remind them of their unlimited potential.

Love Note Event Details:

Date:

Time:

Location:

Please let me know if you can make it! Every person who attends and contributes their creativity will make a lasting impact on a child's life. I can't wait to craft uplifting notes side-by-side.

Feel free to invite others as well - the more love notes we create together, the more students we can encourage. It's going to be a memorable event filled with arts, smiles, and spreading joy.

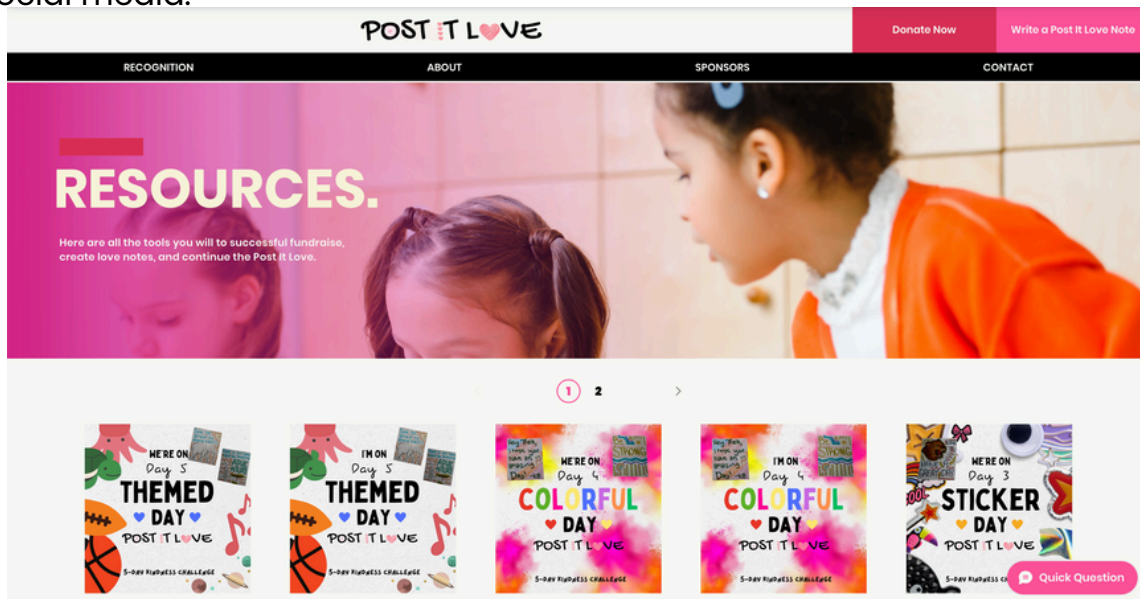
RSVP by [Date] to [Email/Phone]

Hope you can join us for this special Love Note Experience!

Sincerely,
[Your Name]

SPREAD THE WORD- SOCIAL MEDIA / PRINTS

1. Social media resources are available on the Post It Love website. You can share pre-made designs on Instagram, LinkedIn, TikTok, and Twitter. Download the desired image and upload it to your social channels. The website also provides flyers and informational materials about the write a note event for sharing. You will find Kindness Challenge Daily Milestones to post on your social media.



POST IT LOVE
WHEN YOU SUPPORT POST IT LOVE.
Impact students one note at a time.

Understanding the Urgency: Bridging Gaps in Underserved Education

An estimated 16.5% of children aged 5-17, roughly 7.4 million kids nationwide, have been diagnosed with anxiety and/or depression.

Underserved students face higher hurdles in their educational journey, being less likely to graduate or pursue higher education. This trend threatens their future opportunities and hinders their overall growth.

Mission

To foster a positive and supportive environment that nurtures the emotional health and academic success of students.

Power of Encouragement

Our weekly handwritten notes serve as reminders to students that they are cared for and capable of overcoming any obstacle. Research shows positive affirmations can profoundly impact young minds, fostering perseverance and resilience.

LIFE IS COMPLICATED ENOUGH, LOVE SHOULDN'T BE!



POST IT LOVE

YOUR DONATION CAN SUPPORT:

- \$5** Provides a pack of colorful crayons and stickers for volunteers to decorate inspirational notes and spread kindness.
- \$20** Ensures that a student receives a month's worth of personalized, uplifting notes to boost their self-esteem and motivation.
- \$50** Funds outreach to a new school partner classroom, expanding the impact of Post It Love's mission.
- \$75** Supports a "Kindness Corner" in a classroom, filled with resources and activities that promote empathy, compassion, and positive communication among students.
- \$135** Supports a Post It Love note community awareness and support event, spreading the message of kindness and encouragement.
- \$500 4TH GRADE** Provides personalized, uplifting notes for an entire grade level (approximately 100-150 students) at one of our partner schools.
- \$700** Sponsors a school-wide note delivery and student celebration, bringing joy to an entire campus.
- \$1000** Funds the expansion of Post It Love's program to an additional school, bringing the power of encouraging words to hundreds more students.

POST IT LOVE LOVE NOTE GUIDE!

Turn this into ✨THIS✨



One side only


1



2



3



Choose Your Template

STEP 1

Select a brightly colored index card. Cut it lengthwise down the middle to create two post it note cards.



Craft Your Message

STEP 2

Be Positive: Choose uplifting words or phrases. For instance: "You're awesome," "You shine bright," "Believe in yourself."

Short & Sweet: Keep it concise. A sentence or two is perfect!



Add Some Art or Emojis

STEP 3

Doodles: Simple drawings or doodles can add charm. Hearts, stars, or smiley faces work well!

Emojis: If you're using digital notes, consider adding emojis to emphasize your message's tone.



Spread Kindness

STEP 4

Include your first name and use kind words. For instance "Have a wonderful day!", "You are awesome keep being amazing!"

Post It Love Note Material Checklist:

- Index cards
- Scissors
- Markers
- Crayons
- Stickers
- Colored Pencils

DON'T FORGET TO MAIL IN YOUR NOTES!

**9550 Spring Green Blvd.
STE.408- 338
KATY, TX77494**



What Not to Include

REMINDERS

Avoid negativity or anything that could be misinterpreted. Refrain from personal information or anything that might make the recipient uncomfortable.

**Help me uplift students,
one note at a time!**



Scan to support my fundraiser!

POST  T  L  VE

CAPTURE THE MOMENT

Share your love note journey on TikTok, Instagram, Twitter, Facebook, and LinkedIn! Capture close-up shots of messages being written. Share a video testimonial explaining why you got involved with Post It Love and what it means to you. Create a photo album or video montage to share on your fundraising page and social media.



#BeKind

PITL SOCIALS

SPREAD THE KINDNESS.



@OFFPOSTITLOVE



POST IT LOVE

POST IT LOVE

WRAPPING UP

THANK YOU – THANK YOU FOR YOUR DONATION (TEMPLATE)

Hi (Name),

I wanted to express my heartfelt gratitude for your generous donation towards our upcoming Love Note Event with Post It Love. While your contribution doesn't directly benefit you, it will make a profound impact on elementary school students.

Thanks to your kindness and support of Post It Love's mission, we're one step closer to reaching our fundraising goal. Your donation will help spread positivity, encouragement, and joy to young minds through the power of our collaborative creativity and heartfelt messages.

Your gift showcases your belief in the importance of supporting and inspiring our youth. It will create a ripple effect of kindness through this community experience that extends far beyond the classroom. I'm truly grateful to have you join us in uplifting these students.

Once again, thank you from the bottom of my heart. Your generosity is fueling our passion to craft unique, personalized notes that will brighten students' days and perspectives.

With sincere appreciation,
(Your Name)



WRAPPING UP

THANK YOU – THANK YOU FOR ATTENDING MY EVENT (TEMPLATE)

Dear [Name],

Thank you so much for attending and contributing your creativity to our recent Love Note Event with Post It Love!

Together, we unleashed our artistic energy and poured our hearts into designing vibrant, decorative notes filled with kindness for elementary school students. Each doodle, pun, and uplifting message you crafted will make a lasting impact – boosting students' self-esteem and reminding them of their immense potential.

It's amazing what can blossom when we unite through a shared mission of spreading positivity. Thank you for being a part of this ripple effect of kindness that will extend far beyond our event

This Love Note Event would not have been a success without your participation. From the bottom of my heart, thank you for using your creativity to uplift young lives.

With appreciation,
[Your Name]

POST IT LOVE'S MAILING ADDRESS

9550 Spring Green

Blvd. STE. 408-338

Katy, TX 77494



CELEBRATE YOUR SUCCESS

Update your Givebutter fundraising page with the total amount raised and a heartfelt thank you message to all supporters. Share this creative accomplishment on social media, expressing gratitude and highlighting the powerful positive impact your group made together.

Share the incredible milestone of how many uplifting, decorative notes your team designed and created during the Love Note Event. Estimate how many students' lives you positively impacted with your personalized notes (every 35 notes supports one student for a full school week).

Encourage others to host their own Love Note Event or get involved with Post It Love's future community initiatives to spread kindness through collaborative creativity. Set new goals for yourself - whether continuing to fundraise, volunteering with Post It Love, or Paying It Forward by hosting another Love Note Event.

Congratulations on completing this amazing Love Note Experience! Your dedication to spreading positivity through the power of art, unity and the written word will create ripples of impact for young students for years to come.

POST IT LOVE

CONTACT US!

We appreciate your interest and contribution to our mission of spreading kindness and support to students. Together, we can create a more positive and uplifting environment for young people through the power of encouraging words and actions. Thank you for being a part of this movement!

If you have any questions or concerns, please contact us at:

Fundraise@postitlove.com

713-701-9939

